


# Woodstock Soapstone GASstoves



## Woodstock Soapstone Co., Inc.

# FIRESIDE

## FRANKLIN GASSTOVES



- Solid brass finials are polished and lacquered
- Large ceramic viewing glass radiates heat quickly and provides a full view of glowing embers and flickering flames
- Generous ash skirt with Woodstock Soapstone Company logo and brass plaque indicating date of manufacture and your name
- Variable heat output can be adjusted on the stove or by remote control



- Carefully matched soapstone panels have beautiful grain and color; retain warmth for steady heat output
- Solid cast iron firebox and heat exchanger for durability and maximum radiant warmth
- Fine furniture design includes detailed iron castings which reflect and radiate the firelight
- Stainless steel gas burner and molded ceramic logs are maintenance free
- Beauty of a wood fire and clean, convenient heating with LP Gas or Natural Gas

### Soapstone Warmth Without the Wood... And Without The Work!

The very same properties that make soapstone the ideal material for woodstoves make it the right choice for our Fireside Franklin & Cottage Franklin Gas Stoves as well.

Soapstone's unique ability to absorb, retain and radiate heat evenly and comfortably ensures steady heat without the temperature fluctuations common to metal stoves.

Its natural efficiency (soapstone stores twice as much heat as the same weight of steel or cast-iron) and stunning appearance (each soapstone panel is a one-of-a-kind piece with subtle differences in color and grain) make soapstone nature's perfect stove material. You can enjoy radiant heat and a real fire without the work of chopping, splitting, and loading wood. Just turn the switch and enjoy!



### The Cozy Ambiance Of A Real Fire... Without The Work!

Even though the Fireside Franklin burns gas instead of wood, the flames and radiant heat are real. The coals glow, the flames flicker and dance, and the stove actually heats just like a woodstove. And all this ambiance and warmth comes at the flick of a switch – with no chopping, splitting, or loading of wood.

### Each Fireside Franklin Is A Work of art.


Like century old soapstone stoves which have an unmatched reputation for quality, each Fireside Franklin is assembled by a single craftsman. Part of the art of building soapstone stoves is the careful selection of pieces of stone whose grain and color complement each other. Due to variations in the stone, each stove is unique. An optional brass plaque is engraved with the date of manufacture and your name.



### Installs Easily Almost Anywhere In Your Home – No Chimney Is Required.

Our gas stoves use direct vent technology. This "pipe-within-a-pipe" system is used to bring in fresh air for combustion and

it vents exhaust at the same time. The direct vent pipe has to go through a roof or an outside wall, but it does not need a chimney, which means that the stove can be installed on almost any outside wall. Low clearance requirements mean you can safely install it close to a combustible wall or in a corner.



### No Electricity Is Needed To Start Or Operate Our Gas Stoves.

Our gas stoves are easy to start and operate. They use a non-electric switch to start, and require no electricity to operate. In fact, there are no electrical connections to the stove - just the gas line. The gas stoves are designed to radiate heat forward, so no fans or motors are needed to move heat. When bad weather hits, you don't have to worry about staying warm if the power goes off.

### The Convenience Of Remote Control Or A Wall Thermostat.

You can use an optional hand-held remote control or an optional wall thermostat to turn your gas stove on and off, and adjust the heat output. These battery operated controls will conserve fuel and keep your home at an even temperature regardless of the weather outside.

# FRANKLIN GASSTOVE

## Whole House Heating Power!

The Fireside Franklin will comfortably heat up to 1500 square feet (and more in warmer climates). This stove is so efficient that it will run non-stop on high heat for almost 2 weeks on just a 125 gallon residential propane tank. That same amount of fuel will provide normal, thermostatically controlled heat for about a month. The Fireside Franklin will produce comfortable radiant heat hour after hour, day after day, even if the power goes out.



Even on constant non-stop high heat, a standard 125 gallon propane tank will fuel the Fireside Franklin for almost 2 weeks.

## The Perfect Alternative To A Woodstove or Fireplace

Ideal for homes where a woodstove or fireplace just isn't practical, the Fireside Franklin combines contemporary, clean-burning gas technology with yesterday's charm and traditional styling. The top of the stove has a cast iron griddle for simmering soups and stews. It delivers steady radiant heat, thanks to reliable LP or Natural Gas and the unsurpassed heat retention of soapstone. It's a versatile heating choice... just turn the dial and stay warm whatever the weather!

## A Beautiful Ambiance

Detailed iron castings that recall the Original Franklin Stove, first patented in 1744



### “This unit is a godsend”

“At our age this unit is a godsend. We have used wood and pellet stoves before, and this is the very best—convenient, clean, and efficient. FASTEST heat we have ever experienced... After shutting it down it stays warm for hours. Thank goodness for the thermostat, otherwise we'd have to open the windows and doors.”

Mr. J. Robichaud  
Fort Collins, CO

### “It certainly beats hauling wood”

“It certainly beats hauling wood. I love it. People think it is a wood fire it is so realistic.”

Bonnie Rupert  
Chase Mills, NY

#### DIMENSIONS & SPECIFICATIONS

<b>Dimensions (HxWxD):</b> .....	28" x 30" x 24"
<b>Weight:</b> 385 lbs.	<b>Fuel:</b> LPG or NG
<b>Flue Exit:</b> Rear	<b>Flue Size:</b> 6 5/8"
<b>Flue Height (center):</b> .....	23 3/4"
<b>Area heated:</b> .....	800-1,500 sq. ft.
<b>Min-Max Heat Inputs:</b>	
	<b>NG:</b> 22,523-34,314 BTUs /hr.
	<b>LPG:</b> 26,511-33,883 BTUs /hr.
<b>Controls:</b> .....	On/off/adj. output.....on stove
	Remote Control.....optional
	Wall Thermostat.....optional
<b>Efficiency (AFUE):</b> .....	72%
<b>Efficiency(Steady State):</b> .....	77%
<b>Clearances:</b>	Front 30"                      Rear 10"
	Sides 8"                      Corner 2"
<b>Safety Listed:</b>	UL 3076 & ANSI 21.88b-1999



# NEW!

# COTTAGE

The Cottage Franklin is an aesthetic masterpiece with matched panels of natural soapstone, a subtly understated cast iron frame, and a gentle ellipse over the viewing window. This charming stove is not just a pretty face – it also boasts new gas burner technology and design. The revolutionary new ceramic burner in the Cottage Franklin produces a fire that is cleaner, more efficient, and more natural in appearance than other gas fires.

**“That Has To Be A Real Wood Fire!”**  
People who see the fire in a Cottage Franklin automatically assume that it's a real wood fire - most people simply can't tell the difference! The fire looks just like a wood fire, and the radiant heat feels just like woodstove heat.

**Classic Franklin Fireplace Styling**  
Designed and built with painstaking care, each Cottage Franklin is a beautiful piece of furniture. An arched viewing window, graceful iron castings, and beautifully polished stone are featured in the Cottage Franklin. Each feature is harmoniously balanced, so the stove will be at home in any room setting, traditional or contemporary.

**More Soapstone Than Ever!**  
If you appreciate the beauty and superior heating qualities of soapstone, you'll love this stove. The front viewing window is framed with soapstone panels, which lend a warm and natural look to the stove. The sides have large solid panels, and a single piece of stone covers the top and serves as a convenient cooktop if the power is out.


**“The room is cheerful and warm!”**  
“The Franklin has become our main heat source when we are home. Like I said before, it makes the room cheerful and warm. Everyone here loves it.”

John Gehde  
Cassville, WI


**“It doesn't need electricity..”**  
“It was easy to install. It puts out lots of heat, so most of the time I keep it on low. I bought the stove because it doesn't need electricity. Here in Colorado snow storms usually cause the electricity to go off, leaving us without heat, but not anymore!”

Earlene Woolsey  
Pueblo West, CO

- Generous cooktop for long simmering soups and stews if the power goes off
- Finely detailed iron castings complement the polished soapstone
- Heat retaining soapstone walls provide comfortable warmth
- Ceramic embers and logs that look like a wood fire
- Clean, convenient heat with either LP Gas or Natural Gas
- Small 24.75" W x 21.25" D footprint fits in tight spaces



- Safe, reliable direct vent design uses outside air for combustion, vents exhaust outside the house
- Durable steel firebox reflects and radiates heat forward, where you can enjoy it the most
- Ignition & controls are conveniently concealed in a “hidden compartment”
- Contemporary Franklin Stove design fits in any room setting
- Approved for safety to appropriate ANSI and UL standards



- 1. Convenient Controls** - use a remote control or a switch on the stove to turn the fire on and off and adjust the variable heat output.
- 2. Easy Installation** - no chimney is required. A two way intake/exhaust pipe draws outside air in for combustion, and lets exhaust gases out. The pipe must go through an outside wall or roof.
- 3. A Real Fire** - embers glow and flames flicker and dance. It's just as mesmerizing as a wood fire, but created with a ceramic burner available exclusively on the Cottage Franklin.
- 4. Fine Furniture Design** - this contemporary Franklin design will be at home in any room setting. Each stove has finely detailed iron castings which highlight the grain and color of the polished soapstone.

- 5. No Power Required** - The Cottage Franklin doesn't use electricity. It will heat up to 1200 square feet and keep you warm as toast even if the power is out.
- 6. Radiant Warmth** - The Cottage Franklin is designed and engineered to radiate heat toward the front of the stove, where you can enjoy it the most. The sides of the firebox and the coalbed are sloped to project heat forward into the room. The soothing warmth actually feels just like a woodstove.
- 7. Fits In Tight Spaces** - the small footprint of the Cottage Franklin takes up less floor space than most stoves - so it's perfect for rooms with limited space. The controls are housed in an inconspicuous but easily accessible compartment in the front of the stove.

# FRANKLIN GASSTOVE

## A Smaller "Footprint" Gives You More Room!

The Cottage Franklin has a small footprint, which takes up less floor space and leaves more room for other needs, allowing the stove to fit into a small room or a tight area.



The remarkable design makes maximum use of every square inch of the stove. Even the controls are inconspicuously housed in a hidden compartment below the firebox.

## Soothing Radiant Heat

Don't be deceived by the relatively small size of the Cottage Franklin – it's also a powerful heater. Soapstone warmth is steady, soothing, and soul satisfying heat. Most people purchase gas stoves that are too big for their needs, but the Cottage Franklin is perfect for a small cottage, a cabin, or 2-3 rooms in a larger home.

## Stay Warm In Any Weather

The Cottage Franklin will operate at 77% efficiency and comfortably serve as the primary heat source for up to 1200 square feet of living space. Since it requires no electrical power, it's the perfect comfort insurance in case of storms or extended power outages.

## A Breakthrough in Stove Design and Gas Heating Technology



### DIMENSIONS & SPECIFICATIONS

**Dimensions (HxWxD):** .....30" x 24 3/4" x 21 1/4"

**Weight:** 290 lbs.

**Fuel:** LPG or NG

**Flue Exit:** Rear

**Flue Size:** 6 5/8"

**Flue Height (center):** .....23 3/4"

**Area heated:** .....800-1,200 sq. ft.

#### Min-Max Heat Inputs:

**NG:** 18,691-22,552 BTUs /hr.

**LPG:** 18,297-22,988 BTUs /hr.

**Controls:** On/off/adj. output.....on stove

Remote Control.....optional

**Efficiency (AFUE):** .....72%

**Efficiency(Steady State):** .....77%

**Clearances:** Front 30" Rear 11"  
Sides 8" Corner 2"

**Safety Listed:** UL 3076 & ANSI 21.88b-1999



## “The craftsmanship is breathtaking!”

“We have purchased two stoves from you and are very pleased with the quality, performance and value of both of them. Most importantly the craftsmanship is breathtaking.”

Susan Cox

Grasonville, MD

## “People think it is a real fire.”

“Looks great! People think it is a real fire and try to see where the wood is kept in our home..”

Judy Soules

Randolph, VT

# 6 Ways to Install Your

Surprisingly simple and inexpensive, your Woodstock Soapstone direct vent gas fireplace can be installed almost anywhere and easily vented through a wall or a roof. Whether you do it yourself or use an outside installer, our expert and experienced staff can provide everything from the vent pipe and parts to helpful advice. Just call us at 800-866-4344 if you have questions.

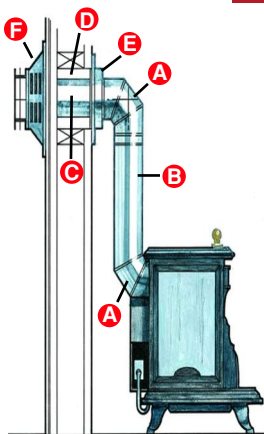
Use these two pages to select which installation kit you will need. Select the option that is closest to your situation (i.e. through a wall or roof, straight back, or up and out, etc.), then determine the venting components and lengths of pipe you'll require. That's it...you're ready to order!

## Take note of the red asterisks!

◆ Designates mandatory item required for installation. These prices are current as of August 1, 2008 but subject to change. Please verify prices when ordering.

\*\* Deduct 10% from total kit price if kit is shipped with your fireplace!

## INSTALLATION 1



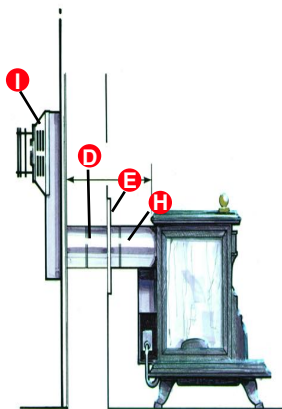
### UP AND OUT

This is the most common installation. You may want to adjust the amount of pipe depending on the height at which the pipe goes through the wall and the distance from the back of the stove to the wall.

INCLUDES:	SAMPLE KIT	YOUR KIT
◆ 2 - 90° Elbow (Swivel) <b>A</b>	\$116.00	\$ _____
2 - 24" Length (Black) @\$53.00/ea <b>B</b>	\$106.00	\$ _____
◆ 1 - Wall Thimble <b>D</b>	\$38.00	\$ _____
◆ 1 - Wall Thimble Cover <b>E</b>	\$49.00	\$ _____
◆ 1 - Horizontal Vent Cap <b>F</b>	\$155.00	\$ _____
1 - 6" Pipe Black	\$38.00	\$ _____
1 - 8" Extension Pipe Black <b>C</b>	\$32.00	\$ _____
<b>STANDARD RETAIL TOTAL</b>	<b>\$534.00</b>	<b>**\$ _____</b>

\*\*Deduct 10% if ordered with stove.

## INSTALLATION 2



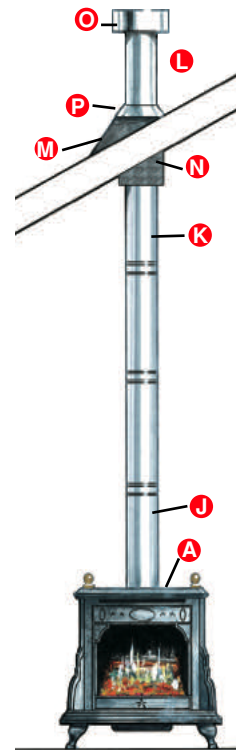
### STRAIGHT BACK with SNORKEL

This option is often the choice of customers who prefer not to see the vent pipe. The length of black pipe will depend on the distance from the stove to the wall. The "snorkel" is the piece on the outside wall, and is necessary to get enough rise to create adequate draft in all weather conditions.

INCLUDES:	SAMPLE KIT	YOUR KIT
1 - 9" Pipe Black <b>H</b>	\$37.00	\$ _____
1 - 8" Extension Pipe Black <b>H</b>	\$32.00	\$ _____
◆ 1 - Wall Thimble <b>D</b>	\$38.00	\$ _____
◆ 1 - Wall Thimble Cover <b>E</b>	\$49.00	\$ _____
◆ 1 - 36" Snorkel Termination Cap <b>I</b>	\$390.00	\$ _____
<b>STANDARD RETAIL TOTAL</b>	<b>\$546.00</b>	<b>**\$ _____</b>

\*\*Deduct 10% if ordered with stove.

## INSTALLATION 3



### STRAIGHT UP

The vent pipe can rise up to a maximum of 24' in height. This option is a good alternative when it is not possible to terminate the vent pipe by going through a wall. The vent pipe must be galvanized above a roof or ceiling (to protect from rust and corrosion). Two sample kits are listed below – one with a 24' cathedral ceiling, and another where the pipe goes through a flat ceiling and an attic space.

Note: Unlike woodstove chimneys, direct vent pipe extends above the roof only 12-24", depending on roof pitch.

### A. 24' CATHEDRAL CEILING (ILLUSTRATED ABOVE)

INCLUDES:	SAMPLE KIT	YOUR KIT
◆ 1 - 90° Elbow Swivel Black <b>A</b>	\$58.00	\$ _____
4 - 48" Pipe Black @\$78.00/ea <b>J</b>	\$312.00	\$ _____
1 - 36" Pipe Black <b>K</b>	\$65.00	\$ _____
◆ 1 - 24" Pipe Galvanized <b>L</b>	\$38.00	\$ _____
◆ 1 - Roof Flashing <b>M</b>	\$27.00	\$ _____
◆ 1 - Support Box <b>N</b>	\$75.00	\$ _____
◆ 1 - Vertical Vent Cap <b>O</b>	\$63.00	\$ _____
◆ 1 - Storm Collar <b>P</b>	\$8.00	\$ _____
<b>STANDARD RETAIL TOTAL</b>	<b>\$646.00</b>	<b>**\$ _____</b>

\*\*Deduct 10% if ordered with stove.

### B. FLAT 8' CEILING - 16' TOTAL (NOT SHOWN)

If you have a flat ceiling with an open airspace (or attic) above, this is the kit you will need. Be sure to measure the height to the ceiling and the height above the ceiling to order the correct amount of pipe. All pipe above the ceiling must be galvanized.

INCLUDES:	SAMPLE KIT	YOUR KIT
◆ 1 - 90° Elbow Swivel Black (A)	\$58.00	\$ _____
1 - 48" Pipe Black (J)	\$78.00	\$ _____
1 - 24" Pipe Black (C)	\$53.00	\$ _____
◆ 1 - Thimble Cover (E)	\$49.00	\$ _____
2 - 48" Pipe Galv (Y) @\$56.00 ea	\$112.00	\$ _____
◆ 1 - 24" Pipe Galvanized (L)	\$38.00	\$ _____
◆ 1 - Roof Flashing (M)	\$27.00	\$ _____
◆ 1 - Vertical Vent Cap (O)	\$63.00	\$ _____
◆ 1 - Storm Collar (P)	\$8.00	\$ _____
<b>STANDARD RETAIL TOTAL</b>	<b>\$486.00</b>	<b>**\$ _____</b>

\*\*Deduct 10% if ordered with stove.

## DON'T WAIT UNTIL NEXT WINTER!

Order your Soapstone Gas Stove Today!

**CALL 1-800-866-4344**

Woodstock Soapstone Company, Inc., 66 Airpark Rd.,  
West Lebanon, New Hampshire 03784

Tel: 800-866-4344 • Fax: 603-298-5958 • email: [info@gasstove.com](mailto:info@gasstove.com) • web: [www.gasstove.com](http://www.gasstove.com)

These prices are current as of August 1, 2008 but subject to change. Please verify prices when ordering.

# Franklin GASSTOVE

## INSTALLATION 4

### INTO AN EXISTING FIREPLACE

This option includes two separate 3" pipes which go up the fireplace chimney: one pipe is for stove exhaust, and the other is to bring in combustion air for the stove. Adaptors are included for the back of the stove and the top of the chimney. Chimneys up to 16' tall can be outfitted with two 3" pipes.

#### A. UP TO 16' TALL CHIMNEY – WITH TWO 3" CO-LINEAR DUCTS (ILLUSTRATED BELOW)

INCLUDES:	SAMPLE KIT	YOUR KIT
◆ 1 - Coaxial/Colinear Box 3"/3" <b>Q</b>	\$120.00	\$ _____
◆ 1 - 3" Flex X 35' <b>R</b>	\$109.00	\$ _____
◆ 1 - Chimney Termination Kit <b>S</b>	\$130.00	\$ _____
◆ 1 - Chimney Cap <b>O</b>	\$63.00	\$ _____
<b>STANDARD RETAIL TOTAL</b>	<b>\$422.00</b>	<b>**\$ _____</b>

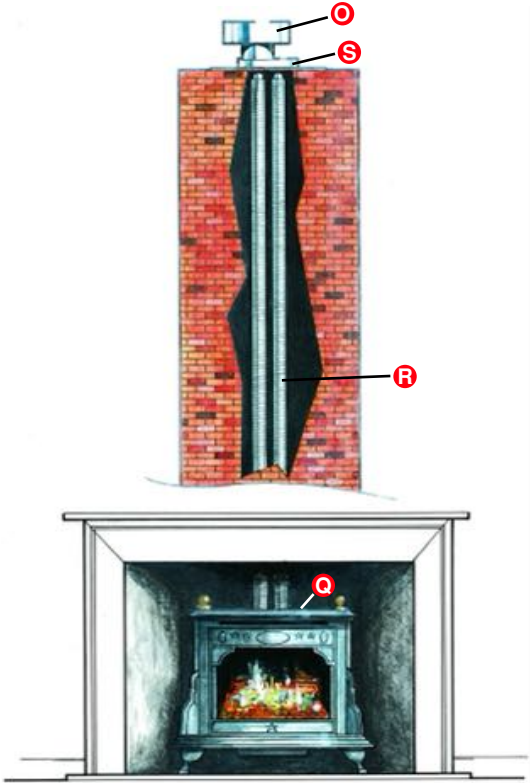
**\*\*Deduct 10% if ordered with stove.**

Chimneys above 16' tall require a 4" exhaust and a 3" air intake (the extra size on the exhaust ensures that there will be adequate draft at all times).

#### B. 16' - 24' CHIMNEY WITH 3" AND 4" CO-LINEAR DUCTS (NOT SHOWN)

INCLUDES:	SAMPLE KIT	YOUR KIT
◆ 1 - CoLinear/CoAxial Box 3"/4" (W)	\$120.00	\$ _____
◆ 1 - 3" Flex X 35' (R)	\$109.00	\$ _____
◆ 1 - 4" Flex X 35' (U)	\$154.00	\$ _____
◆ 1 - Chimney Termination Kit (S)	\$130.00	\$ _____
◆ 1 - Chimney Termination Cap (O)	\$63.00	\$ _____
<b>STANDARD RETAIL TOTAL</b>	<b>\$576.00</b>	<b>**\$ _____</b>

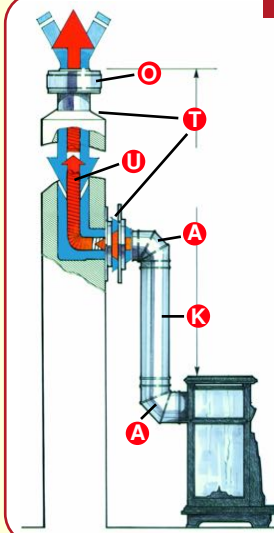
**\*\*Deduct 10% if ordered with stove.**



## INSTALLATION 5

### INTO MASONRY CHIMNEY UP TO 24' TALL

You can use an existing woodstove hearth and chimney. A single exhaust duct is installed inside the chimney. Combustion air comes down the chimney around the exhaust duct. Adaptors at the top and bottom of the chimney keep the air intake and exhaust separate.



INCLUDES:	SAMPLE KIT	YOUR KIT
◆ 2 - 90 Degree Elbow (Swivel) <b>A</b>	\$116.00	\$ _____
◆ 1 - Masonry Conversion Kit <b>T</b>	\$193.00	\$ _____
◆ 1 - 4" Flex X35' <b>U</b>	\$154.00	\$ _____
◆ 1 - Vertical Termination Cap <b>O</b>	\$63.00	\$ _____
1 - 36" Black Pipe <b>K</b>	\$65.00	\$ _____
<b>STANDARD RETAIL TOTAL</b>	<b>\$591.00</b>	<b>**\$ _____</b>

**\*\*Deduct 10% if ordered with stove.**

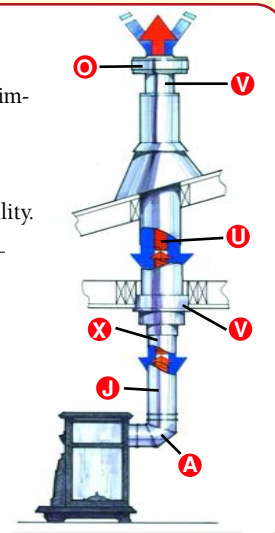
## INSTALLATION 6

### INTO EXISTING PREFAB CHIMNEY UP TO 24' TALL

This option allows you to use an existing prefabricated chimney rather than a masonry chimney (see Installation 5.). The conversion kits at the top and bottom of the chimney are designed for prefabricated chimneys rather than masonry chimneys. Call our staff for details on compatibility.

INCLUDES:	SAMPLE KIT	YOUR KIT
◆ 1 - 90 Elbow Swivel Black <b>A</b>	\$58.00	\$ _____
1 - 48" Pipe Black <b>J</b>	\$78.00	\$ _____
1 - 9" Pipe Black <b>X</b>	\$37.00	\$ _____
1 - 8" Extension Pipe Black <b>X</b>	\$32.00	\$ _____
◆ 1 - Chimney Conversion Kit <b>V</b>	\$161.00	\$ _____
◆ 1 - 4" Flex X 35' <b>U</b>	\$154.00	\$ _____
◆ 1 - Chimney Termination Cap <b>O</b>	\$63.00	\$ _____
<b>STANDARD RETAIL TOTAL</b>	<b>\$583.00</b>	<b>**\$ _____</b>

**\*\*Deduct 10% if ordered with stove.**



## OPTIONAL CONTROLS

### Remote for Cottage or Mini Franklin

The Cottage/Mini remote has on/off controls, with a digital thermostat and a timer. For example, you can set the stove to come on before you come home at 4:00 pm, bring the temperature up to 70 °, and then go off at 10:00 pm. Battery operated. A wall-mount pouch is provided.

Remote/Timer/Thermostat .....\$95.00

### Remotes for Fireside Franklin

For the Fireside Franklin we offer a choice of a full-featured digital remote with on/of, thermostatic control, and timer, or a wall thermostat with all the same controls except the timer feature. Both remote options are battery operated.

Wall Thermostat Only.....\$70.00

Remote/Timer/Thermostat.....\$95.00

Questions? Need Help  
With Installation?  
**CALL 800-866-4344**

# Woodstock Soapstone GASSTOVES

The warmth of wood without the work!

## Beauty To Behold

Our gas stoves are meticulously handcrafted of polished soapstone and finely detailed cast iron. Each stove is built by an individual craftsman. And each stove is unique due to variation in the grain and color of the soapstone. Compare with other stoves... you'll see the difference in the details!

## A Brilliant View Of The Fire

Because we know woodstoves so well, much time and effort has been spent on producing a warm, glowing fire that looks so real that friends and family will swear they're looking at an actual woodburning fire.

## No Wood, No Smoke, No Fuss!

Now you can enjoy the charm of a wood fire without the work. No wood to split, stack, or haul. No fires to start. No ashes to dispose of. No stove to tend. And if the power goes out (usually the result of storms, when you need the heat most) it's no problem - because no electrical power is required! Whether you use the wall thermostat or the remote control, you can turn the fire on or off with the flick of a switch. And you can adjust the heat output with a thermostat, a timer, or manually.

## The Superior Convenience Of Gas

Our gas stoves run on LP Gas or Natural Gas, which are readily available almost everywhere. Even on constant high heat output a standard 125 gallon propane tank will supply enough fuel to heat your home for 10-14 days, and up to 30 days on a thermostat. Plus, the stovetop doubles as a convenient cooktop, great for cooking or warming food during a power outage! In fact, there's nothing like the wonderful aroma of homemade soups and stews simmering on a cold winter day.

## Installation Is A Snap

Both Franklin stoves can be easily vented through a wall or ceiling, or through an existing chimney, making this an attractive option in rooms where you cannot normally install a woodstove. Six installation options are detailed on the previous pages in this brochure.

**Questions?** Call, click, write or visit us!



**Woodstock Soapstone Company, Inc**

66 Airpark Road, West Lebanon, New Hampshire 03784

Tel: 800-866-4344 • Fax: 603-298-5958 • email: [info@gasstove.com](mailto:info@gasstove.com) • web: [www.gasstove.com](http://www.gasstove.com)